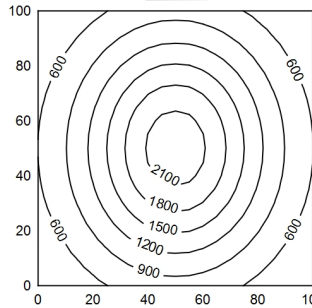
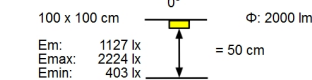
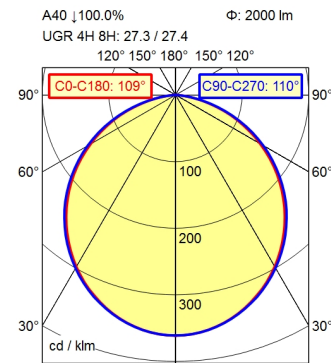


CEE 7/VII



H	E	D
0.25 m	11561 lx	0.70 m 0.72 m
0.50 m	2890 lx	1.39 m 1.43 m
0.75 m	1285 lx	2.09 m 2.15 m
1.00 m	723 lx	2.78 m 2.87 m

- light source
- work equipment
- connected load
- power consumption
- luminous flux
- luminous efficiency
- light type/-color
- colour temperatur
- color rendering index
- light distribution
- direct ratio
- beam angle
- chromaticity tolerance LED
- luminance (L65)
- unified glare rating (4H 8H)
- system of protection
- class of protection
- technology
- operation
- housing
- cover
- arm
- balance of articulation joints
- dimming Range
- weight (net)
- mains lead
- fastening
- decorative contrast side parts

- LED
- electronic transformer
- 100-240 V, 50/60 Hz; secondary 24 V, DC
- env. 30 W
- approx. 2.000 lm
- approx. 77 lm/W
- cold white
- approx. 5.000 K
- CRI > 90; R9 > 50
- direct
- approx. 100 %
- 110°
- < 3 SDCM
- <= 23000 cd/m²
- <= 28
- IP 20
- I with plug-in power supply; III without plug-in power supply
- Touch DIM
- multi-function switch
- aluminium coloured anodised
- milky; plastic
- silver metallic
- spring
- 25-100%
- ca. 2,3 kg
- ca. 3,40 m; mains plug; CEE 7/VII
- table base
- black

