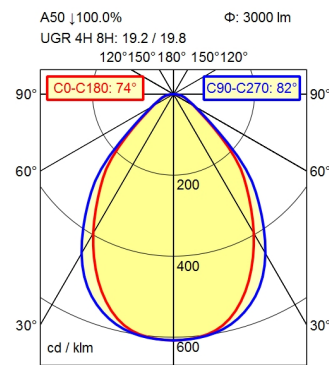
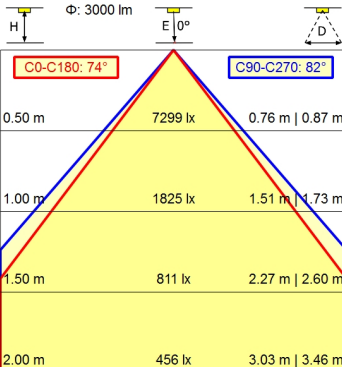
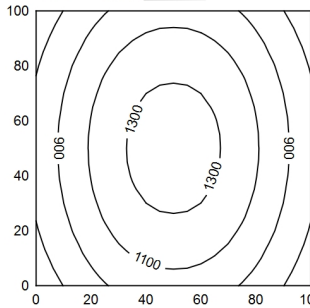


CEE 7/VII



100 x 100 cm       $\Phi$ : 3000 lm  
Em: 1054 lx  
Emax: 1383 lx  
Emin: 673 lx  
= 100 cm



- light source
- work equipment
- connected load
- power consumption
- luminous flux
- luminous efficiency
- light type/-color
- colour temperatur
- color rendering index
- light distribution
- direct ratio
- beam angle
- chromaticity tolerance LED
- glare control
- luminance (L65)
- unified glare rating (4H 8H)
- system of protection
- class of protection
- technology
- operation
- housing
- cover
- weight (net)
- mains lead
- design
- fastening
- decorative contrast side parts

- LED
- electronic ballast
- 220-240V, 50/60Hz
- env. 33 W
- approx. 3.000 lm
- approx. 91 lm/W
- cold white
- approx. 5.000 K
- CRI > 90; R9 > 50
- direct; symmetric
- approx. 100 %
- 75°
- < 3 SDCM
- conical prismatic screen
- <= 3800 cd/m<sup>2</sup>
- <= 22
- IP 20
- I
- continuously dimmable; Touch DIM
- rocker switch
- aluminium/plastic; anodised; aluminium coloured
- anodised
- structured; plastic
- ca. 5,8 kg
- ca. 3,00 m; mains plug; CEE 7/VII
- mounted version
- screw down lash
- black

# Workplace-system luminaire Tameto SAHQ 88 R

112980000-00687095

