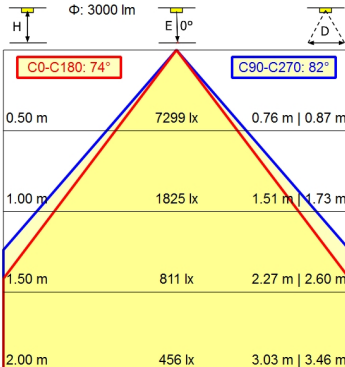
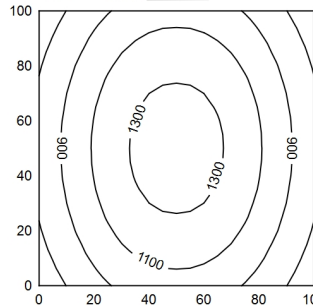
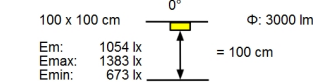
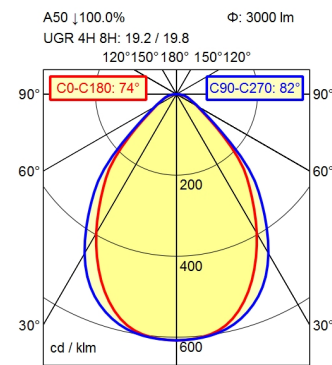


CEE 7/VII



light source  
work equipment  
connected load  
power consumption  
luminous flux  
luminous efficiency  
light type/-color  
colour temperatur  
color rendering index  
light distribution  
direct ratio  
beam angle  
chromaticity tolerance LED  
glare control  
luminance (L65)  
unified glare rating (4H 8H)  
system of protection  
class of protection  
technology  
operation  
housing  
cover  
weight (net)  
mains lead  
design  
fastening  
decorative contrast side parts

LED  
electronic ballast  
220-240V, 50/60Hz  
env. 33 W  
approx. 3.000 lm  
approx. 91 lm/W  
daylight  
approx. 6.500 K  
CRI > 90; R9 > 50  
direct; symmetric  
approx. 100 %  
75°  
< 3 SDCM  
conical prismatic screen  
<= 3800 cd/m<sup>2</sup>  
<= 22  
IP 20  
I  
continuously dimmable; Touch DIM  
rocker switch  
aluminium/plastic; anodised; aluminium coloured  
anodised  
structured; plastic  
ca. 5,8 kg  
ca. 3,00 m; mains plug; CEE 7/VII  
mounted version  
screw down lash  
black

# Workplace-system luminaire Tameto SAHQ 88 R

112980000-00687100

