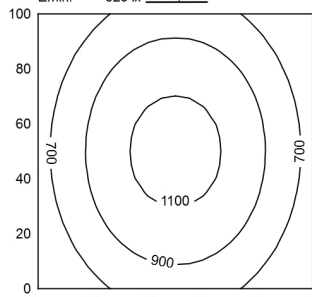
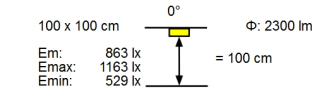
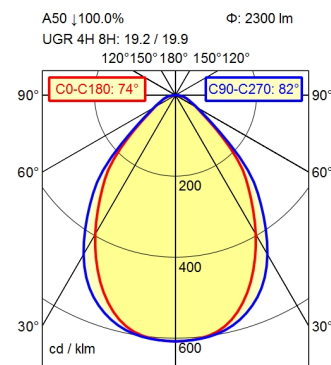


2-polig

1-polig



Height (m)	Beam Diameter (m)	Illuminance (lx)
0.50 m	0.76 m 0.87 m	5596 lx
1.00 m	1.51 m 1.73 m	1399 lx
1.50 m	2.27 m 2.60 m	622 lx
2.00 m	3.03 m 3.46 m	350 lx

- light source
- work equipment
- connected load
- power consumption
- luminous flux
- luminous efficiency
- light type/-color
- colour temperatur
- color rendering index
- light distribution
- direct ratio
- beam angle
- chromaticity tolerance LED
- glare control
- luminance (L65)
- unified glare rating (4H 8H)
- system of protection
- class of protection
- technology
- operation
- housing
- cover
- weight (net)
- mains lead
- fastening
- decorative contrast side parts

- LED
- electronic ballast
- 220-240V, 50/60Hz
- env. 26 W
- approx. 2.300 lm
- approx. 88 lm/W
- cold white
- approx. 4.000 K
- CRI > 90; R9 > 50
- direct
- approx. 100 %
- 75%
- < 3 SDCM
- conical prismatic screen
- <= 3800 cd/m²
- <= 22
- IP 20
- I
- switchable; no notice
- rocker switch
- aluminium/plastic; anodised; aluminium coloured
- anodised
- without
- ca. 4,3 kg
- ca. 0,08 m; connector; 2-polig; 1-polig
- extension range of rise-and-fall pendant 0.3 - 1.3 m
- black

Workplace-system luminaire Tameto SAHZQ 66

112983000-00551373

